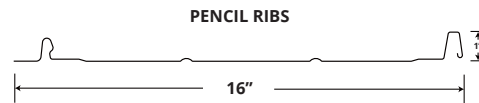
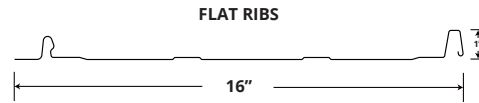
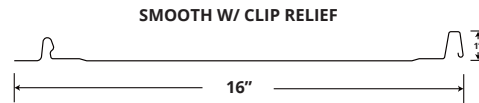
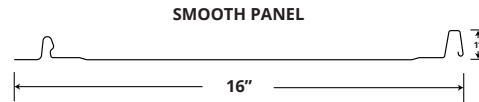



EDGE-LOC 1.0 PANEL

(1" Clipless Panel)



SPECS

16" O.C.

1" High

PRODUCT FEATURES

- ▶ Continuous interlock
- ▶ Labor-saving one-piece design
- ▶ Striations and pencil ribs available
- ▶ Maximum panel length of 25 feet
- ▶ No clips required

MATERIAL

- ▶ 44 stocked colors (24 gauge steel)
- ▶ 16 stocked colors (22 gauge steel)
- ▶ 36 stocked colors (.032 aluminum)
- ▶ 33 stocked colors (.040 gauge aluminum)
- ▶ Galvalume Plus available

OVERVIEW

Edge-Loc Metal Roofing Panel is an economical, innovative addition to the PACCA metal roofing line. Edge-Loc panels feature a 1" leg height and a continuous interlock for improved performance. These panels require no clips. Edge-Loc panels can be an economical panel solution that meets a variety of roofing design requirements.

TRIM

All flashing and trim shall be fabricated by manufacturer or qualified fabricator. Flashing shall be PAC-CLAD aluminum (.032 - .063 gauge as specified) or PAC-CLAD steel (24 gauge or 22 gauge as specified). A 20-year non-pro-rated finish warranty can be supplied covering finish performance. Vinyl masking is recommended on all fabrication applications where extra handling is expected. Note: The strippable film must be removed immediately after installation.

INSTALLATION

Edge-Loc can be used in a variety of applications to accommodate several building designs. Edge-Loc metal roofing panels have an integral interlocking system by design, meaning the panels install in one direction. Edge-Loc has a continuous fastening edge that is easily installed using standard screws. Consult with a local architect/engineer for compliance with local codes and conditions. Edge-Loc requires no clips. Please contact Petersen for detail assistance on projects requiring longer panel lengths.